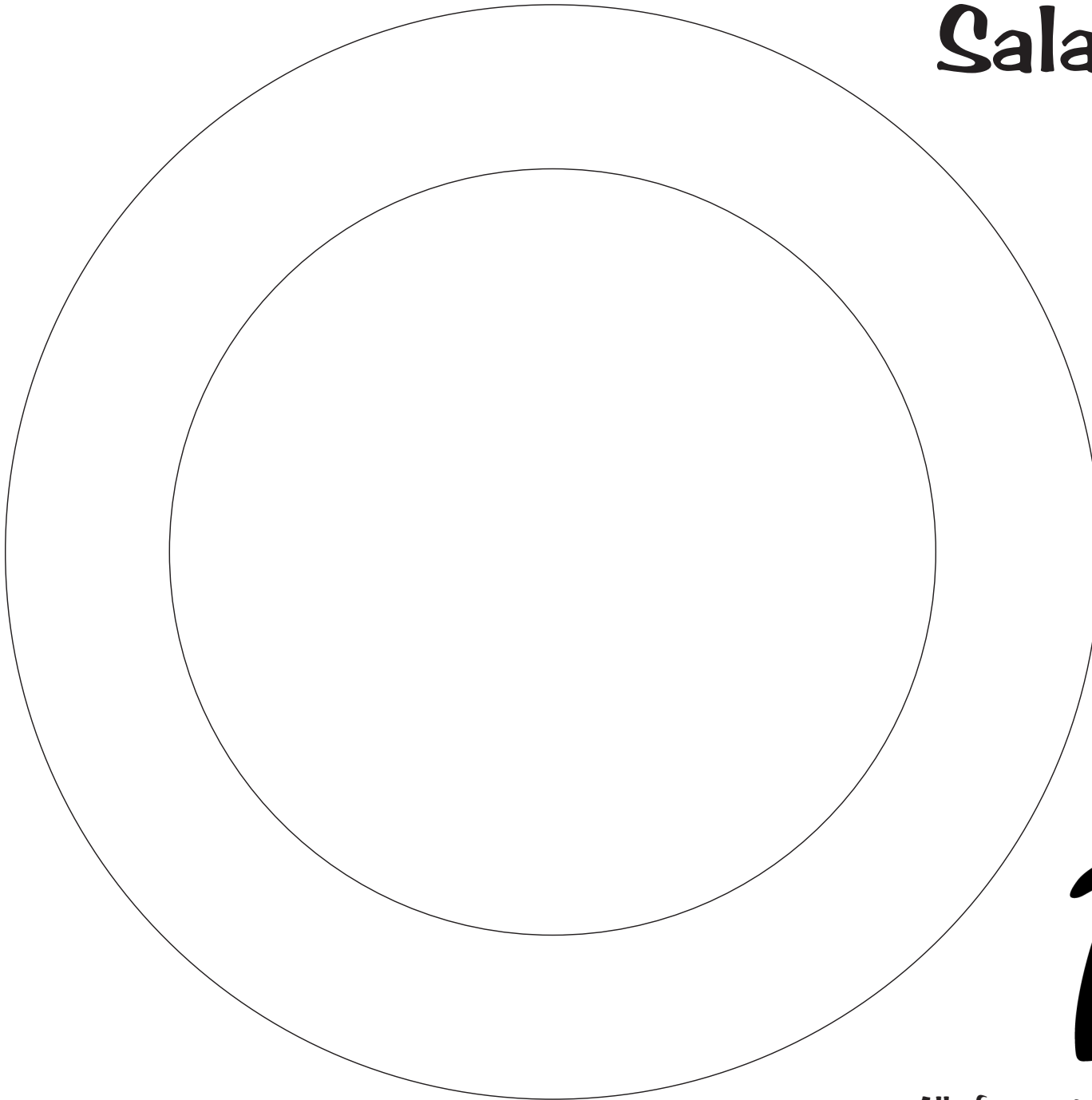



# Salad Plate 20cm




- Brainstorm ideas on a scrap piece of paper.
- Draw your design in pencil inside the plate template. Don't make the design too detailed, you have to be able to paint it with a brush. The plate has a raised rim so it's not completely flat.
- Fill in your design with colour. When painting it's best to do lightest colours first, darkest colours last. Three coats will give the best results, and the paint will become bright and shiny after we bake it in our special ovens.



All of our paints are non-toxic and washable.

# Regular Mug



- Brainstorm ideas on a scrap piece of paper. The mug has straight sides so the template is like the mug is unrolled. You can paint the handle too.
- Draw your design in pencil on the side of the mug template. Don't make the design too detailed, you have to be able to paint it with a brush.
- Fill in your design with colour. When painting it's best to do lightest colours first, darkest colours last. Three coats will give the best results, and the paint will become bright and shiny after we bake it in our special ovens.



All of our paints are non-toxic and washable.